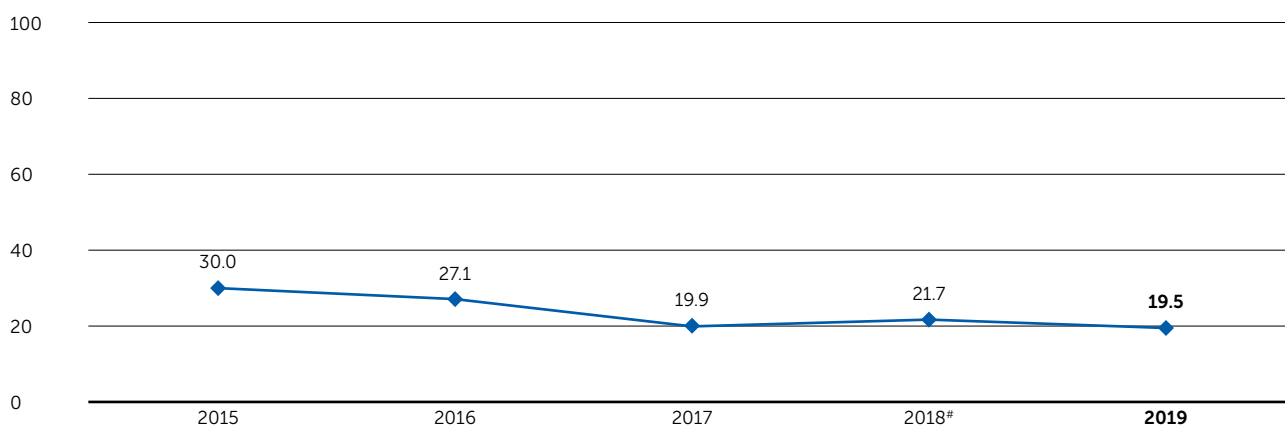
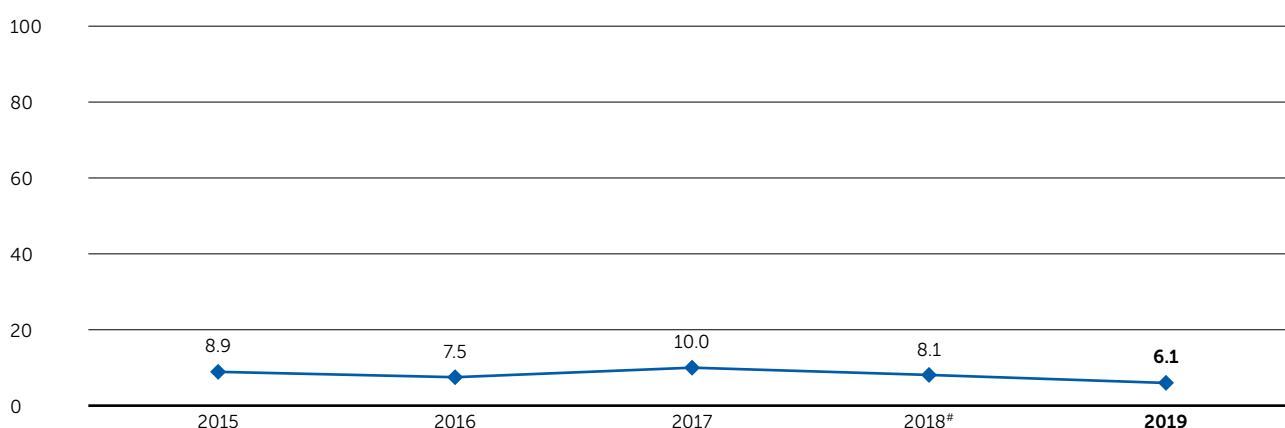


INVESTOR REFERENCE

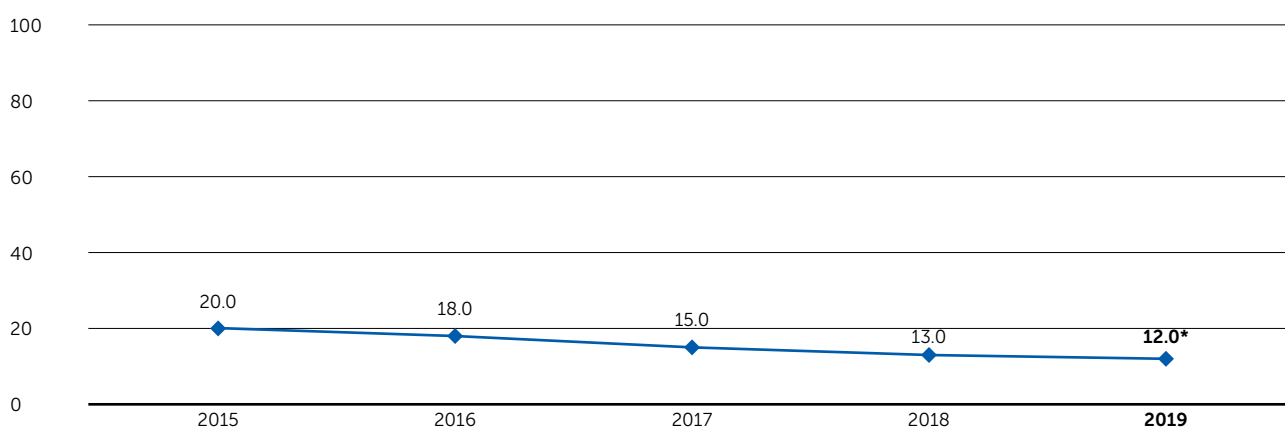
Operating Margin⁺ (%)



Return on Shareholders' Funds (%)



Dividend per Share (cents)



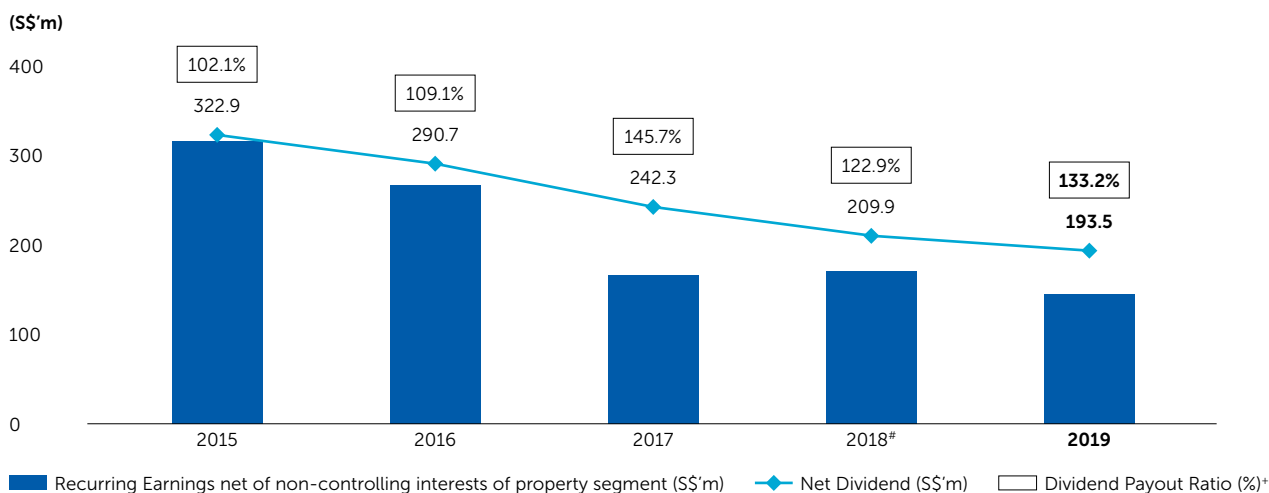
+ Computed based on Group recurring earnings.

* Included interim dividend of 5.5 cents per share, and proposed final dividend of 6.5 cents per share comprising a normal dividend of 5.5 cents per share and a special dividend of 1 cent per share. The proposed dividend is subject to approval by shareholders at the Annual General Meeting on 29 November 2019.

With effect from this financial year, the Group's financial statements were prepared in accordance with Singapore Financial Reporting Standards (International). The change was applied retrospectively to the 2018 financial figures. Financial figures for 2015 to 2017 were prepared in accordance with Singapore Financial Reporting Standards.

INVESTOR REFERENCE

Recurring Earnings[®] and Net Dividend

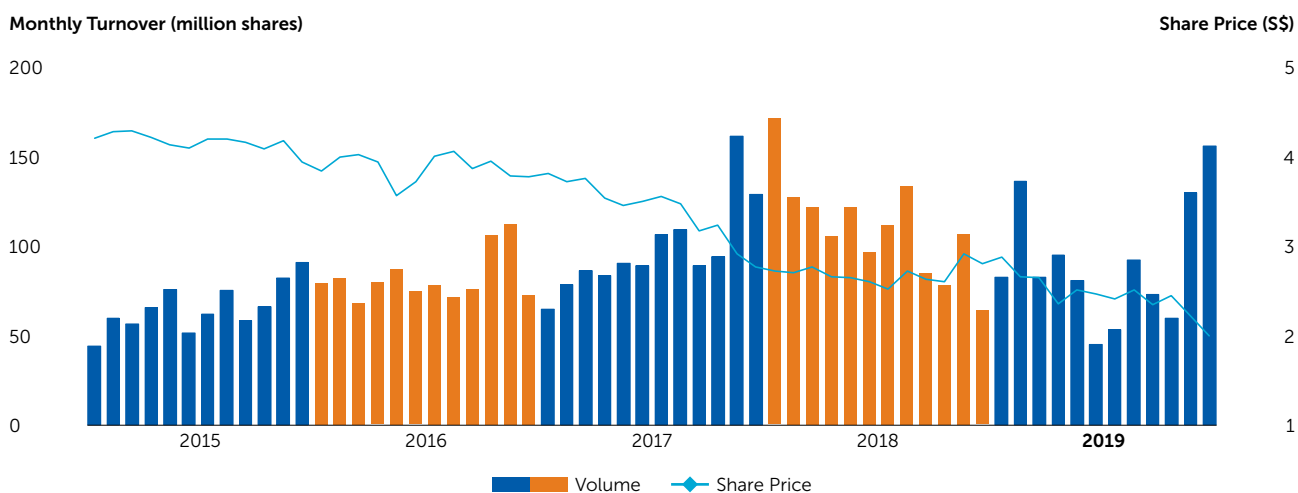


@ This represents the recurring earnings of the media, property and other businesses.

+ Computed based on Group recurring earnings net of non-controlling interests of property segment.

With effect from this financial year, the Group's financial statements were prepared in accordance with Singapore Financial Reporting Standards (International). The change was applied retrospectively to the 2018 financial figures. Financial figures for 2015 to 2017 were prepared in accordance with Singapore Financial Reporting Standards.

Share Price and Volume



	2015 S\$	2016 S\$	2017 S\$	2018 S\$	2019 S\$
Highest closing price	4.34	4.15	3.87	2.92	2.88
Lowest closing Price	3.88	3.50	2.76	2.44	1.93
31 August closing price	3.94	3.77	2.76	2.80	1.99
Price/Earnings Ratio based on 31 August closing price	19.70	23.56	12.55	16.47	15.31

Source: Bloomberg